

Disclaimer:

The views expressed in this document are those of the author, and do not necessarily reflect the views and policies of the Asian Development Bank (ADB), its Board of Directors, or the governments they represent. ADB does not guarantee the accuracy of the data included in this document, and accept no responsibility for any consequence of their use. By making any designation or reference to a particular territory or geographical area, or by using the term “country” in this document, ADB does not intend to make any judgments as to the legal or other status of any territory or area.

Sharing Best Practice Policies with World Cities

Director General YOO
ADB, Dec 2, 2014



Seoul Metropolitan Government

01 | Transformation of Seoul

| Rising from the ashes of the Korean War, the mega city has remarkably developed through rapid industrialization in just half a century



01 | Transformation of Seoul

Rapid urban Development

Gangnam (1970~)

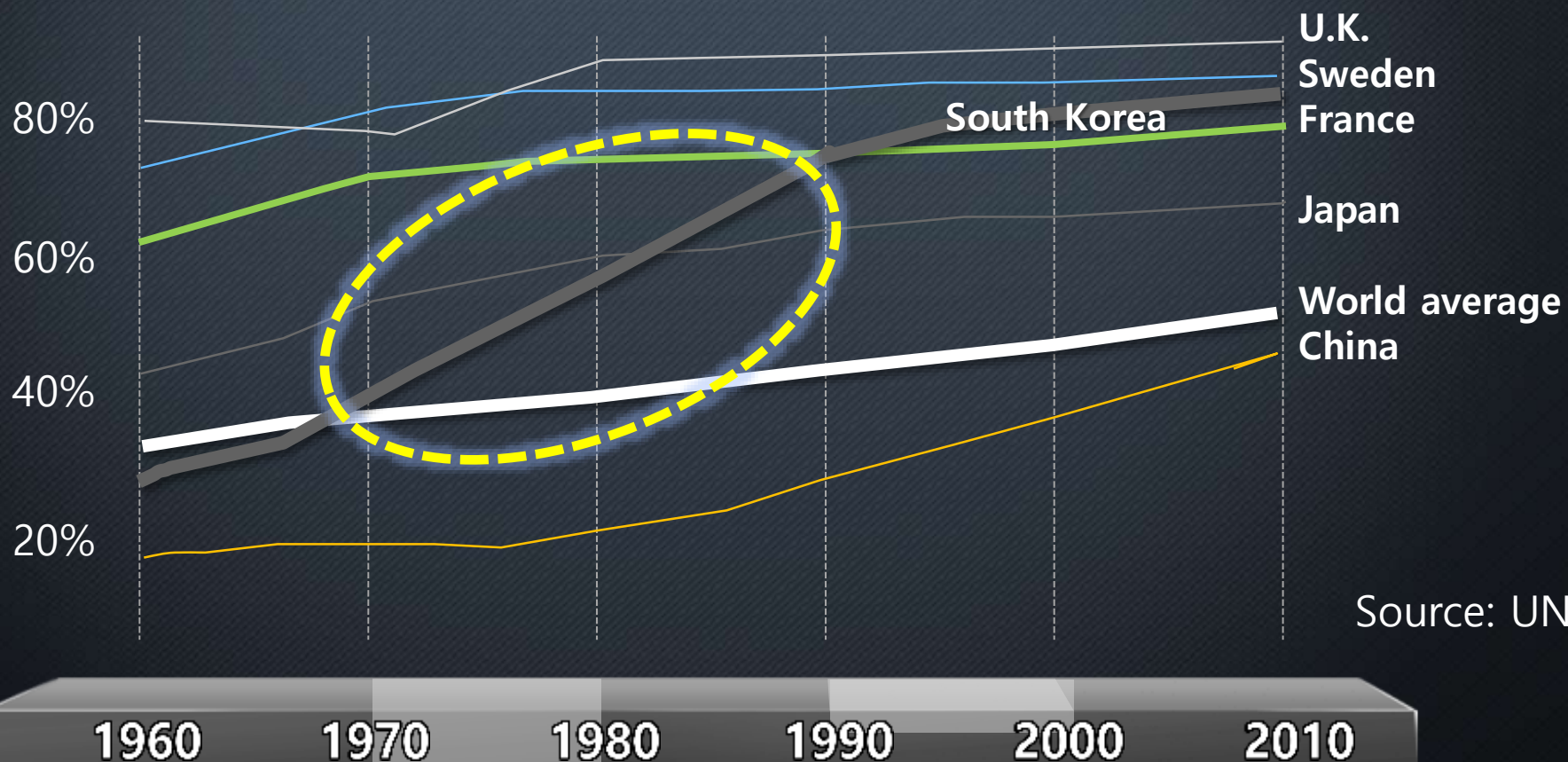


Yeouido (1967~)



01 | Transformation of Seoul


Sharp increase in population due to the rapid urbanization



Source: UN

Rapid urbanization and economic growth in Seoul


Population



Housing



Vehicles



01 | Transformation of Seoul

Intensive Economic Growth _ *Rising Income(GNI)*

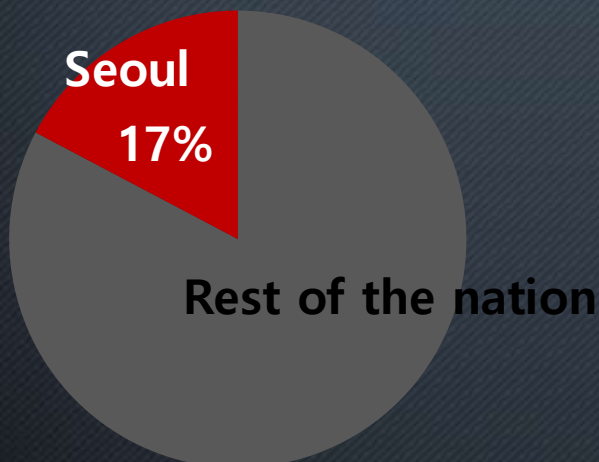


Source: the National Statistical Office

01 | Transformation of Seoul

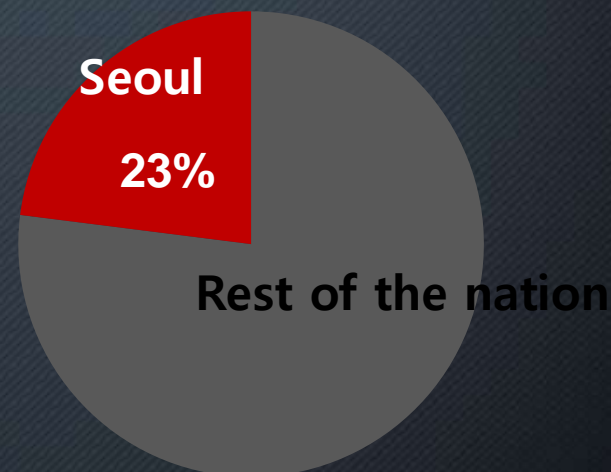
Economic infrastructure concentrated in Seoul

Number of Businesses : 75,000



1/5 of the nation

Gross Regional Domestic Product (GRDP) : App. 300trill KRW



1/4 of the nation

02 | Seoul's Experience and Knowhow in Urban administration

*During the intensive economic growth, Seoul **attained various experiences** in urban administration*



Urban regeneration



Electronic government



Exclusive bus lanes



Transportation card system



Platform screen door



Water supply facility



Nanji Hangang Park




Long term deposit base housing

02 | Seoul's Experience and Knowhow in Urban administration

Public transportation

Bus system change (2004)

Median bus lanes



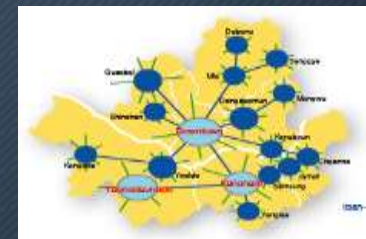
Color-coded hierarchical bus system



Inter-regional Lines



Trunk Lines



Feeder Lines



Circular Lines

02 | Seoul's Experience and Knowhow in Urban administration

Created Nanji Hangang Park, Eco-friendly theme park



VS



2.44kg/day

Waste
Generation
per capita

1.06kg/day

57% reduction

29272 t/day

Landfilled

1445.7 t/day

95% reduction

338 t/day

Recycled

6592.7 t/day

1850% increase

02 | Seoul's Experience and Knowhow in Urban administration

Resource Recovery Facilities in Seoul



03 | Need for Overseas Policy Sharing Project

Recognized as a role model for rapidly urbanizing cities in tackling urban issues

- Capital city of the only nation, from a recipient of internal aid to a donor
- International standing elevated with rapid economic growth and Korean pop culture boom



04 | Introduction to Policy Sharing Project

Co-organized 'MetroLab Seoul' with the World Bank (4.28~5.1)

- Explored ways for sharing Seoul's experience in urban management and solutions to metropolitan issues with WB MetroLab member cities
 - 109 participants from 18 cities and WB
- Agreed to cooperate for the application of Seoul policy model
 - Bandung : Integrated monitoring center(TOPIS), groundwork for E-government ,Technopolis



04 | Introduction to Policy Sharing Project

International Training – Seoul Human Resource Development Center

Plan of the 2014 Training Program

Month	Fields(City)
March	PRP workshop (MITI members)
April	e-Government (WeGO Member Cities)
April	Urban Transportation (All Cities)
May	Water Management (All Cities)
June	e-Government (All Cities)
July	Urban Management (Singapore)

Month	Fields(City)
August	Urban Management (All Cities)
September	e-Government (Makati, Philippines)
October	e-Government (KOICA)
October	Climate Change (All Cities)
November	Urban Management (Chinese Cities)
November	Transportation (sister and friendship cities)

6,200 Foreign City Officials

Total		6,213
Water supply Environment	Mapo resource recovery plant(1,877), Yeongdengop Arisu Water purification center (431), Office of Waterworks (139), Tancheon Water Treatment Center (55), etc	2,502
Transport· Urban Rapid Transit	TOPIS (1,221), Seoul Metropolitan Rapid Transit Center (248), Seoul Metro(145Traffic Headquarters (45)	1,659
Electronic Government	Data center	385
Others (Urban planning Safety, etc)	DMC promotion agency, Seoul Business Agency(664), World cup stadium, underground shopping mall, memorial park ,(414), Seoul Seoul Emergency Operations Center(264), Hangang River promote ship(260), Seoul Welfare Foundation (38), Seoul Volunteer Center(27)	1,667



04 | Policy Sharing with Foreign Cities

29 projects with 23 cities in 22 nations

- Transportation – TOPIS, transportation card system, policy consulting, fare settlement etc.
- Waterworks – water loss management, water treatment facilities, administration and inspection
- Seoul Metropolitan Rapid Transit - Improvement of signaling equipment, track design, management and inspection
- E-government – policy consulting, e-office, waste disposal system etc.

A large crowd of people is gathered at night in front of a large, modern building with a glass facade. The crowd is dense and fills the foreground. In the background, there are several tall buildings with lit windows. A stage with bright lights and a large screen is visible on the right side of the crowd. The text "Thank You!" is overlaid in the center of the image.

Thank You!